





Hoeveel? 3



1

.....
_____  Hoeveel? 



2

.....
_____  Hoeveel? 



3

.....
_____  Hoeveel? 



4

.....
_____  Hoeveel? 



5

.....
_____  Hoeveel? 



6

.....
_____  Hoeveel? 

7


.....
_____  Hoeveel? 

8

.....
_____  Hoeveel? 

Hoeveel? 4


9



.....
_____ Hoeveel? _____

This panel shows 5 red apples and 4 yellow bananas. Below the illustration are two speech bubbles. The left one contains a banana icon and a blank line for the count. The right one contains an apple icon and a blank line for the count. The word 'Hoeveel?' is written between the two bubbles.


10



.....
_____ Hoeveel? _____

This panel shows 6 red apples and 4 yellow bananas. Below the illustration are two speech bubbles. The left one contains a banana icon and a blank line for the count. The right one contains an apple icon and a blank line for the count. The word 'Hoeveel?' is written between the two bubbles.

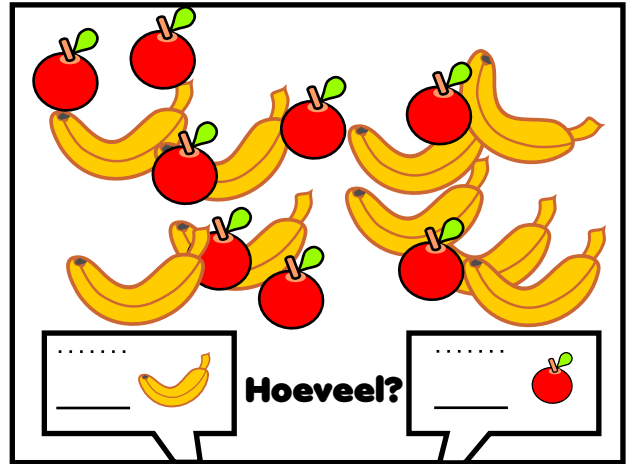
11



.....
_____ Hoeveel? _____

This panel shows 5 red apples and 6 yellow bananas. Below the illustration are two speech bubbles. The left one contains a banana icon and a blank line for the count. The right one contains an apple icon and a blank line for the count. The word 'Hoeveel?' is written between the two bubbles.


12



.....
_____ Hoeveel? _____

This panel shows 6 red apples and 6 yellow bananas. Below the illustration are two speech bubbles. The left one contains a banana icon and a blank line for the count. The right one contains an apple icon and a blank line for the count. The word 'Hoeveel?' is written between the two bubbles.

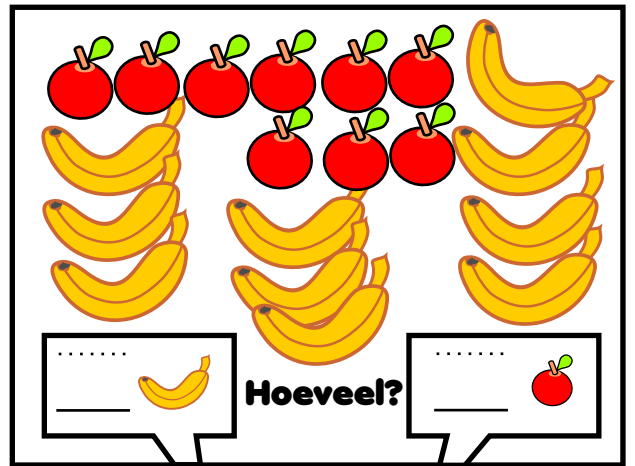
13



.....
_____ Hoeveel? _____

This panel shows 3 red apples and 4 yellow bananas. Below the illustration are two speech bubbles. The left one contains a banana icon and a blank line for the count. The right one contains an apple icon and a blank line for the count. The word 'Hoeveel?' is written between the two bubbles.


14



.....
_____ Hoeveel? _____

This panel shows 10 red apples and 6 yellow bananas. Below the illustration are two speech bubbles. The left one contains a banana icon and a blank line for the count. The right one contains an apple icon and a blank line for the count. The word 'Hoeveel?' is written between the two bubbles.


15



.....
_____ Hoeveel? _____

This panel shows 4 red apples and 5 yellow bananas. Below the illustration are two speech bubbles. The left one contains a banana icon and a blank line for the count. The right one contains an apple icon and a blank line for the count. The word 'Hoeveel?' is written between the two bubbles.

16



.....
_____ Hoeveel? _____

This panel shows 4 red apples and 12 yellow bananas. Below the illustration are two speech bubbles. The left one contains a banana icon and a blank line for the count. The right one contains an apple icon and a blank line for the count. The word 'Hoeveel?' is written between the two bubbles.